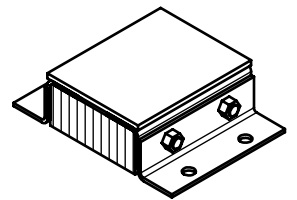
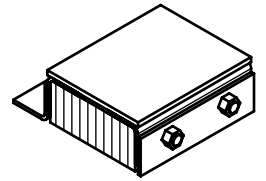


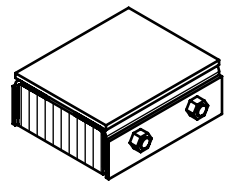
STANDARD
 model #: LB410-12SF
 part #: 22-0897
 Bolted (2) Sides



P1 CONFIG.
 model #: LB410-12SF/P1
 part #: 22-0898
 Welded (1) Side



P2 CONFIG.
 model #: LB410-12SF/P2
 part #: 22-0899
 Welded (2) Sides



ESTIMATED GROSS SHIPPING WEIGHT = 35 LBS

SPECIFICATIONS:
 FURNISH AND INSTALL STEEL-FACED LAMINATED RUBBER DOCK BUMPERS AS MANUFACTURED BY IDEAL WAREHOUSE INNOVATIONS, INC. LAMINATED PADS SHALL BE MADE FROM RECYCLED CONVEYOR BELTING AND TIRE RUBBER CUT TO 3.25" x 10" PUNCHED AND ASSEMBLED THROUGH 3/4" RODS BETWEEN 3" x 3" x 1/4" FORMED STEEL UNDER 1,500LBS OF PRESSURE. FINISH OF EXPOSED METAL SHALL BE PAINTED WITH WATER-BASED AND LEAD-FREE PAINT OR HOT-DIPPED GALVANIZED (OPTIONAL).

ALL DIMENSIONS ARE ± 1/8" UNLESS SPECIFIED OTHERWISE

DRAWN BY:
T.CHUNG

DATE:
2019-02-19

CHECKED BY:

DATE:

THE INFORMATION CONTAINED IN THIS DRAWING IS THE SOLE PROPERTY OF IDEAL WAREHOUSE INNOVATIONS INC. ANY REPRODUCTION IN PART OR AS A WHOLE IS PROHIBITED.

3rd Angle
 SIZE:
A



DESCRIPTION:
STEEL-FACED LAMINATED BUMPER LB410-12SF

SCALE:
1:10

SHEETS:
1 of 1

DRAWING NUMBER:
MKT_LB410-12SF

REV:
1