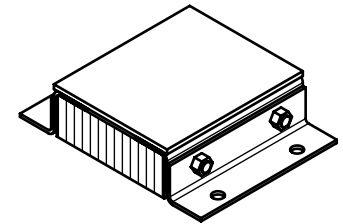
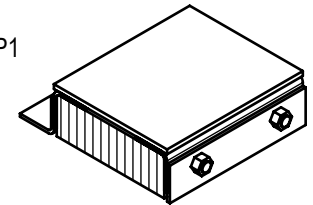


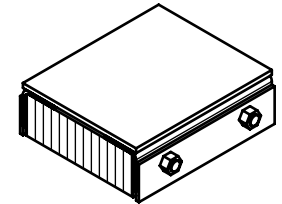
STANDARD
model #: LB412-14SF
part #: 22-1000
Bolted (2) Sides



P1 CONFIG.
model #: LB412-14SF/P1
part #: 22-1001
Welded (1) Side



P2 CONFIG.
model #: LB412-14SF/P2
part #: 22-1002
Welded (2) Sides



ESTIMATED GROSS SHIPPING WEIGHT = 48 LBS

SPECIFICATIONS:

FURNISH AND INSTALL STEEL-FACED LAMINATED RUBBER DOCK BUMPERS AS MANUFACTURED BY IDEAL WAREHOUSE INNOVATIONS, INC. LAMINATED PADS SHALL BE MADE FROM RECYCLED CONVEYOR BELTING AND TIRE RUBBER CUT TO 3.25" x 12" PUNCHED AND ASSEMBLED THROUGH 3/4" RODS BETWEEN 3" x 3" x 1/4" FORMED STEEL UNDER 1,500LBS OF PRESSURE. FINISH OF EXPOSED METAL SHALL BE PAINTED WITH WATER-BASED AND LEAD-FREE PAINT OR HOT-DIPPED GALVANIZED (OPTIONAL).

ALL DIMENSIONS ARE ± 1/8" UNLESS SPECIFIED OTHERWISE

DRAWN BY:
T.CHUNG

DATE:
2019-02-19

CHECKED BY:

DATE:

THE INFORMATION CONTAINED IN THIS DRAWING IS THE SOLE PROPERTY OF IDEAL WAREHOUSE INNOVATIONS INC. ANY REPRODUCTION IN PART OR AS A WHOLE IS PROHIBITED.



SIZE:
A



IDEAL WAREHOUSE INNOVATIONS INC

DESCRIPTION:
STEEL-FACED LAMINATED BUMPER LB412-14SF

SCALE: 1:10	SHEETS: 1 of 1	DRAWING NUMBER: MKT_LB412-14SF	REV: 1
-----------------------	--------------------------	------------------------------------------	------------------