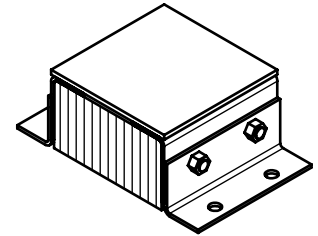
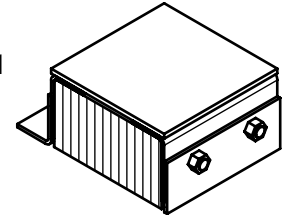


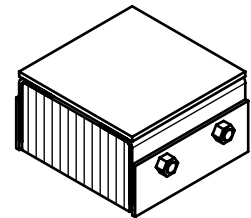
STANDARD  
 model #: LB610-14SF  
 part #: 22-1900  
 Bolted (2) Sides



P1 CONFIG.  
 model #: LB610-14SF/P1  
 part #: 22-1901  
 Welded (1) Side



P2 CONFIG.  
 model #: LB610-14SF/P2  
 part #: 22-1902  
 Welded (2) Sides



ESTIMATED GROSS SHIPPING WEIGHT = 53 LBS

**SPECIFICATIONS:**

FURNISH AND INSTALL STEEL-FACED LAMINATED RUBBER DOCK BUMPERS AS MANUFACTURED BY IDEAL WAREHOUSE INNOVATIONS, INC. LAMINATED PADS SHALL BE MADE FROM RECYCLED CONVEYOR BELTING AND TIRE RUBBER CUT TO 5.25" x 10" PUNCHED AND ASSEMBLED THROUGH 3/4" RODS BETWEEN 3" x 5" x 1/4" FORMED STEEL UNDER 1,500LBS OF PRESSURE. FINISH OF EXPOSED METAL SHALL BE PAINTED WITH WATER-BASED AND LEAD-FREE PAINT OR HOT-DIPPED GALVANIZED (OPTIONAL).

ALL DIMENSIONS ARE ± 1/8" UNLESS SPECIFIED OTHERWISE

DRAWN BY:

**T.CHUNG**

DATE:

**2019-02-12**

CHECKED BY:

DATE:

THE INFORMATION CONTAINED IN THIS DRAWING IS THE SOLE PROPERTY OF IDEAL WAREHOUSE INNOVATIONS INC. ANY REPRODUCTION IN PART OR AS A WHOLE IS PROHIBITED.



SIZE:

**A**



**IDEAL WAREHOUSE INNOVATIONS INC**

DESCRIPTION:  
**STEEL-FACED LAMINATED BUMPER LB610-14SF**

SCALE:  
**1:10**

SHEETS:  
**1 of 1**

DRAWING NUMBER:  
**MKT\_LB610-14SF**

REV:  
**1**