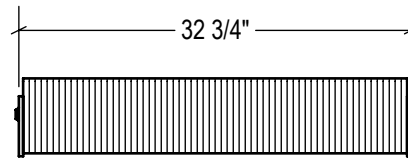
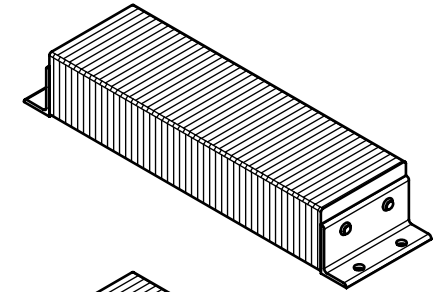


P1 CONFIG.

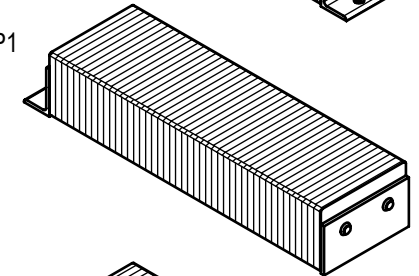


P2 CONFIG.

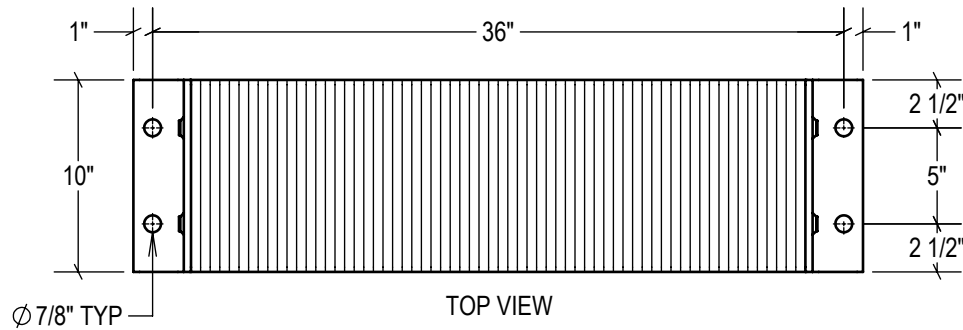
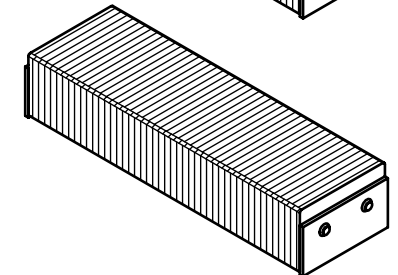
STANDARD
model #: LB610-36
part #: 24-2075
Bolted (2) Sides



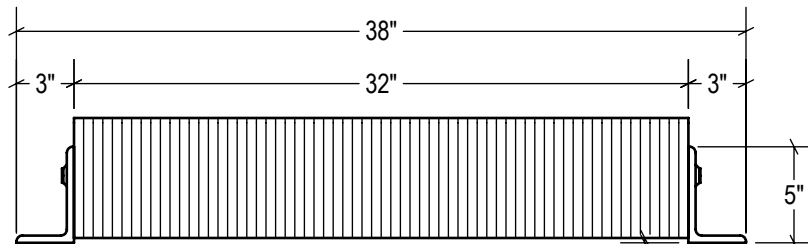
P1 CONFIG.
model #: LB610-36/P1
part #: 24-2076
Welded (1) Side



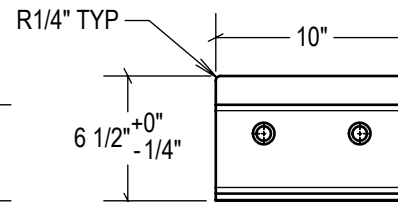
P2 CONFIG.
model #: LB610-36/P2
part #: 24-2077
Welded (2) Sides



TOP VIEW



FRONT VIEW



SIDE VIEW

ESTIMATED GROSS SHIPPING WEIGHT = 106 LBS

SPECIFICATIONS:

FURNISH AND INSTALL LAMINATED RUBBER DOCK BUMPERS AS MANUFACTURED BY IDEAL WAREHOUSE INNOVATIONS, INC. LAMINATED PADS SHALL BE MADE FROM REINFORCED TRUCK TIRES CUT TO 6.125" x 10" PUNCHED AND ASSEMBLED THROUGH 3/4" RODS BETWEEN 3" x 5" x 3/8" STRUCTURAL STEEL UNDER 1,500LBS OF PRESSURE. FINISH OF EXPOSED METAL SHALL BE PAINTED WITH WATER-BASED AND LEAD-FREE PAINT OR HOT-DIPPED GALVANIZED (OPTIONAL).

ALL DIMENSIONS ARE ± 1/8" UNLESS SPECIFIED OTHERWISE

DRAWN BY:

T.CHUNG

DATE:

2018-12-12

CHECKED BY:

DATE:

THE INFORMATION CONTAINED IN THIS DRAWING IS THE SOLE PROPERTY OF IDEAL WAREHOUSE INNOVATIONS INC. ANY REPRODUCTION IN PART OR AS A WHOLE IS PROHIBITED.



3rd Angle

SIZE:

A



IDEAL WAREHOUSE INNOVATIONS INC

DESCRIPTION:

LAMINATED RUBBER BUMPER LB610-36

SCALE:

1:10

SHEETS:

1 of 1

DRAWING NUMBER:

MKT_LB610-36

REV:

1