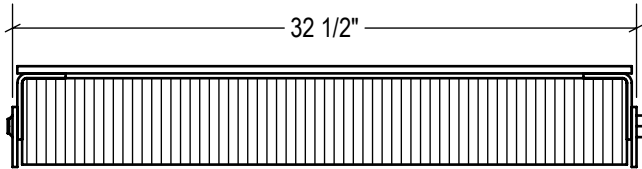
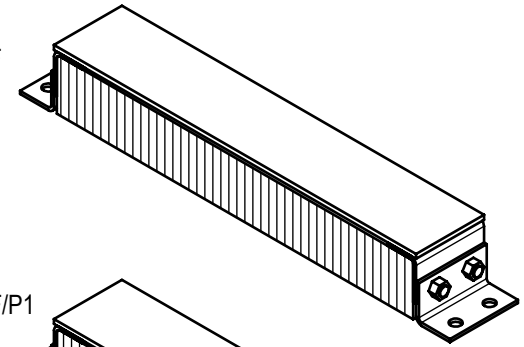


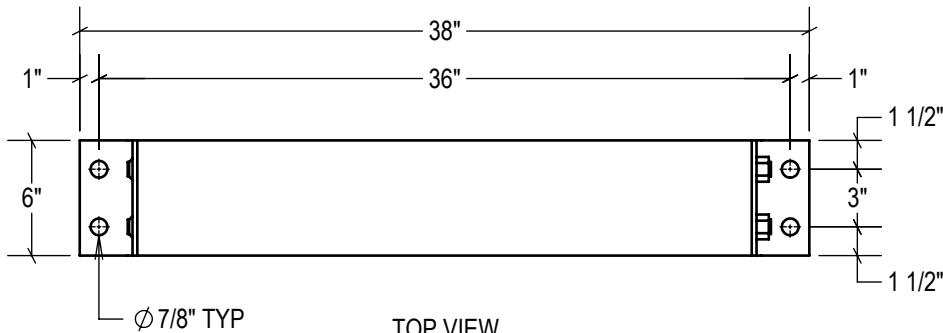
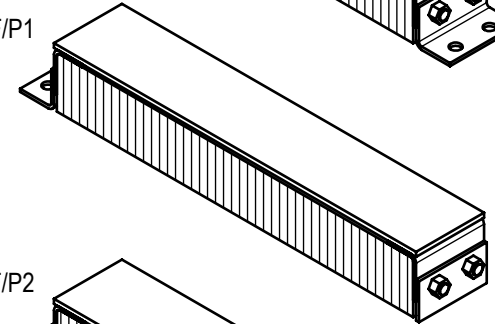
P1 CONFIG.

STANDARD
model #: TB406-36SF
part #: 22-6153
Bolted (2) Sides



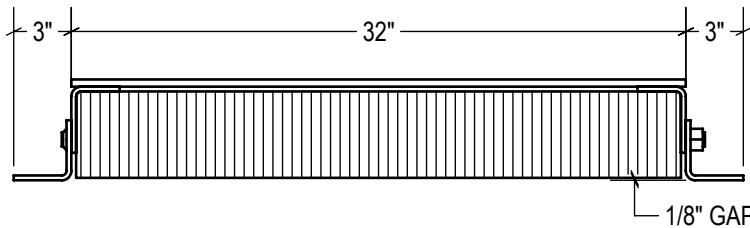
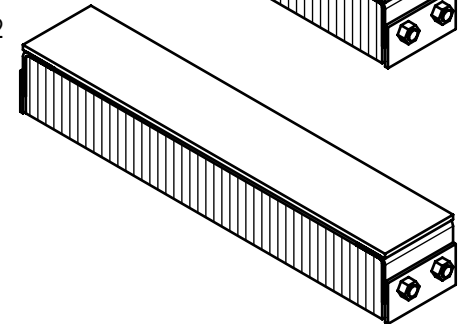
P2 CONFIG.

P1 CONFIG.
model #: TB406-36SF/P1
part #: 22-6154
Welded (1) Side

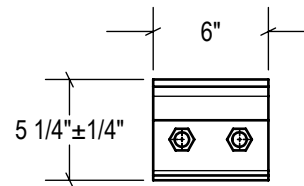


TOP VIEW

P2 CONFIG.
model #: TB406-36SF/P2
part #: 22-6155
Welded (2) Sides



FRONT VIEW



SIDE VIEW

ESTIMATED GROSS SHIPPING WEIGHT = 71 LBS

SPECIFICATIONS:

FURNISH AND INSTALL STEEL-FACED LAMINATED RUBBER DOCK BUMPERS AS MANUFACTURED BY IDEAL WAREHOUSE INNOVATIONS, INC. LAMINATED PADS SHALL BE MADE FROM RECYCLED CONVEYOR BELTING AND TIRE RUBBER CUT TO 4.125" x 6" PUNCHED AND ASSEMBLED THROUGH 3/4" RODS BETWEEN 3" x 3" x 1/4" FORMED STEEL UNDER 1,500LBS OF PRESSURE. FINISH OF EXPOSED METAL SHALL BE PAINTED WITH WATER-BASED AND LEAD-FREE PAINT OR HOT-DIPPED GALVANIZED (OPTIONAL).

ALL DIMENSIONS ARE ± 1/8" UNLESS SPECIFIED OTHERWISE

DRAWN BY:

T.CHUNG

DATE:

2018-12-12

CHECKED BY:

DATE:

THE INFORMATION CONTAINED IN THIS DRAWING IS THE SOLE PROPERTY OF IDEAL WAREHOUSE INNOVATIONS INC. ANY REPRODUCTION IN PART OR AS A WHOLE IS PROHIBITED.



3rd Angle

SIZE:

A



IDEAL WAREHOUSE INNOVATIONS INC

DESCRIPTION:
STEEL-FACED LAMINATED BUMPER TB406-36SF

SCALE: 1:10	SHEETS: 1 of 1	DRAWING NUMBER: MKT_TB406-36SF	REV: 1
-----------------------	--------------------------	--	------------------