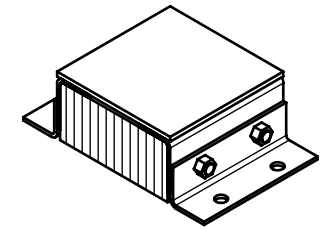
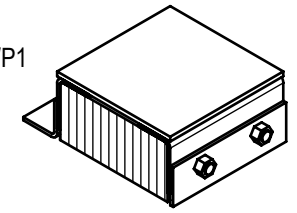


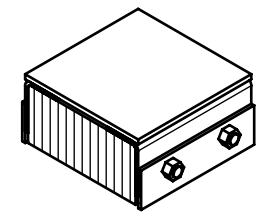
STANDARD
 model #: TB410-14SF
 part #: 22-6000
 Bolted (2) Sides



P1 CONFIG.
 model #: TB410-14SF/P1
 part #: 22-6001
 Welded (1) Side



P2 CONFIG.
 model #: TB410-14SF/P2
 part #: 22-6002
 Welded (2) Sides



ESTIMATED GROSS SHIPPING WEIGHT = 48 LBS

SPECIFICATIONS:
 FURNISH AND INSTALL LAMINATED RUBBER DOCK BUMPER AS MANUFACTURED BY IDEAL WAREHOUSE INNOVATIONS INC. LAMINATED PADS SHALL BE RECYCLED RUBBERIZED FABRIC OR REINFORCED TRUCK TIRES CUT TO 4.125" x 10" PUNCHED AND ASSEMBLED THROUGH 3/4" RODS BETWEEN 3" x 3" x 1/4" FORMED STEEL UNDER 1,500LBS OF PRESSURE. FINISH OF EXPOSED METAL SHALL BE PAINTED WITH WATER-BASED AND LEAD-FREE PAINT OR HOT-DIPPED GALVANIZED (OPTIONAL).

ALL DIMENSIONS ARE ± 1/8" UNLESS SPECIFIED OTHERWISE

DRAWN BY: **T.CHUNG**
 DATE: **2018-12-12**

CHECKED BY: _____
 DATE: _____

THE INFORMATION CONTAINED IN THIS DRAWING IS THE SOLE PROPERTY OF IDEAL WAREHOUSE INNOVATIONS INC. ANY REPRODUCTION IN PART OR AS A WHOLE IS PROHIBITED.

3rd Angle	SIZE: A	
	IDEAL WAREHOUSE INNOVATIONS INC	

DESCRIPTION:
STEEL-FACE LAMINATED BUMPER TB410-14SF

SCALE: 1:10	SHEETS: 1 of 1	DRAWING NUMBER: MKT_TB410-14SF	REV: 0
-----------------------	--------------------------	--	------------------